



NOA™

THE ESSENTIAL
ADDITION TO
COUPLES' GAMES

PRODUCT DESCRIPTION

NOA™ is a couples' massager that enhances sensations during sex. The smooth insertable tail is worn by the woman and affords ample space for both partners, while the larger top brings satisfying vibrations to the clitoris.

- **Powerful Vibrations for Deep Satisfaction**
Featuring simple and accessible controls, the pleasure is in the elegant simplicity
- **Compatible with LELO Controller for Versatility**
NOA™ will work with an existing LELO SenseMotion™ if you have one, making it wireless
- **Anatomically Designed for Comfort**
The beautiful curves and the flexibility make it comfortable during lovemaking

SPECIFICATIONS

- **Materials:** Body-safe silicone/ABS
- **Finish:** Glossy / Matte
- **Size:** 84x42x28mm.
- **Diameter:** ø 28mm / 1.1in.
- **Insertable Length:** 75mm / 3.0in.
- **Weight:** 31g
- **Battery:** Li-Ion 70mAh 3.7V
- **User Time:** 2hrs
- **Frequency:** 100Hz
- **Max Noise Level:** <50dB
- **Interface:** 1 Button
- **Modes:** 6 modes
- **Speeds:** N/A

FEATURES

Smooth body-safe
silicone design

Easy-to-use controls
to explore 6
vibration patterns

Designed for
women to wear
during lovemaking






L 165mm/6.50"

Ø 35mm/1.38"

LELO

CONTROLS




- Press the  button twice to turn on
- When active, press the  button again to cycle through the 6 vibration patterns
- To turn off, simply hold the  button for 5 seconds

CHARGING

Always charge LELO massagers before first use and only use original chargers provided by LELO

Insert the LELO charger into the charging socket



When fully charged, the light will emit a steady glow

The light will pulsate to indicate that your massager is charging

LELO

HYGIENE & CARE



Use **LELO's Antibacterial Cleaning Spray** before and after each use for total peace of mind.

When cleaning with water, **ALWAYS** use a premium antibacterial solution.

100% Waterproof and Rechargeable Design.

Store your LELO massager in its protective storage pouch between uses.

WARNING: Do not boil or use metal scour. Avoid leaving your LELO in direct sunlight and **NEVER** expose it to extreme heat. Do not use on swollen or damaged skin. Keep your LELO out of the reach of children.

IMPORTANT: For Adult Use Only. Those who may be pregnant, have a pacemaker, diabetes, phlebitis or thrombosis should consult with a medical professional regarding the risk of blood clots before using any personal massage product.



LELO

WARRANTY REGISTRATION

1. Visit **LELO.com** and click **REGISTER/LOG IN** in the top right corner of the screen.
2. Follow the directions to register your product and attach details of your purchase.

Don't forget to take advantage of
LELO's full warranty coverage.



The serial number is on the back of the authenticity card provided with every LELO product.

LELO

DISPOSAL INFORMATION

Disposal of old electronic equipment (applicable in the EU and other European countries with separate waste collection systems).

The crossed-out dustbin symbol indicates that this product should not be treated as household waste, but rather be brought to the appropriate collection point for recycling of electrical and electronic equipment.



* FCC Mark, C-Tick and IC certifications relevant to remote-controlled products only.

Disclaimer: Users of this LELO Product do so at their own risk. Neither LELO nor its retailers assume any responsibility or liability for the use of this product. Further, LELO reserves the right to revise this publication and to make changes from time to time in the contents hereof without obligation to notify any person of such revision or changes.

Applicable for ALL products. Model may be changed for improvements without notice.

© 2015 LELo AB. ALL RIGHTS RESERVED.

LELo AB, Birger Jarlsgatan 22, 114 34 STOCKHOLM, SWEDEN.

LELo Inc., 4320 STEVENS CREEK BLVD., SUITE #205, SAN JOSE, CA 95129, USA.

DESIGNED AND DEVELOPED BY LELO SWEDEN

MANUFACTURED BY LELO IN CHINA

WEBSITE WWW.LELO.COM - SUPPORT CUSTOMERCARE@LELO.COM

LELO

LELO